



Mount Mary
UNIVERSITY

Sponsored by the School Sisters of Notre Dame

ANNUAL FACT BOOK



ABOUT MMU



UNIVERSITY VITALS

Location: Milwaukee, Wisconsin

Founded: 1913

Type: Four-year, Private, Not-for-Profit

Website: <http://www.mtmary.edu>

Main address: 2900 North Menomonee River Parkway, Milwaukee, WI 53322

Telephone Number: (414) 930-3000

Degrees Offered: Bachelor's, Post-Baccalaureate, Master's, Post-Master's, Doctoral

Nickname: Blue Angels

Colors: Blue and White

ACCREDITATIONS

- Higher Learning Commission (HLC)
- State of Wisconsin
- Wisconsin Department of Public Instruction for Teachers' Certificates
- Accreditation Council for Occupational Therapy Education
- American Art Therapy Association
- Accreditation Council for Education in Nutrition and Dietetics
- Council on Social Work Education
- Council for Interior Design Accreditation
- Council for Accreditation of Counseling & Related Educational Programs

SPONSOR, MEMBERSHIPS AND APPROVALS

- American Association of College Registrars and Admission Officers
- Association of Catholic Colleges and Universities
- Association of Fundraising Professionals
- Association of Governing Boards of Universities and Colleges
- Council for Advancement and Support of Education
- Council for Higher Education Accreditation
- Council of Graduate Schools
- Council of Independent Colleges
- National Association of College and University Business Officers
- National Association of Independent College and Universities
- Partnership for Philanthropic Planning of Eastern Wisconsin
- Wisconsin Association of Independent Colleges and Universities

DEPARTMENT OF EDUCATION – IPEDS PEER INSTITUTIONS

- Anna Maria College (Paxton, MA)
- Antioch University-Los Angeles (Culver City, CA)
- Antioch University-New England (Keene, NH)
- Antioch University-Seattle (Seattle, WA)
- Bushnell University (Eugene, OR)
- College of Saint Mary (Omaha, NE)
- Eastern Mennonite University (Harrisonburg, VA)
- Goddard College (Plainfield, VT)
- Holy Names University (Oakland, CA)
- Hope International University (Fullerton, CA)
- Lake Erie College (Painesville, OH)
- Milligan University (Milligan, TN)
- Mills College (Oakland, CA)
- Naropa University (Boulder, CO)
- North American University (Stafford, TX)
- Notre Dame de Namur University (Belmont, CA)
- Oklahoma Wesleyan University (Bartlesville, OK)
- Rosemont College (Rosemont, PA)
- Saint Elizabeth University (Morristown, NJ)
- Sierra Nevada University (Incline Village, NV)
- SIT Graduate Institute (Brattleboro, VT)
- Southwestern College (Winfield, KS)
- St. Joseph's College-New York (Brooklyn, NY)
- Thomas University (Thomasville, GA)
- University of Saint Mary (Leavenworth, KS)
- University of the Southwest (Hobbs, NM)
- Ursuline College (Pepper Pike, OH)
- Wheeling University (Wheeling, WV)
- Woodbury University (Burbank, CA)



ABOUT MMU continues

ABOUT MMU



MEMBERS OF THE WISCONSIN ASSOCIATION OF INDEPENDENT COLLEGES AND UNIVERSITIES (WAICU)

- Alverno College
- Bellin College
- Beloit College
- Cardinal Stritch University
- Carroll University
- Carthage College
- Concordia University Wisconsin
- Edgewood College
- Herzing University
- Lakeland College
- Lawrence University
- Marian University
- Marquette University
- Medical College of Wisconsin
- Milwaukee Institute of Art & Design
- Milwaukee School of Engineering
- Mount Mary University
- Nashotah House Theological Seminary
- Northland College
- Ripon College
- St. Norbert College
- Silver Lake College
- Viterbo University
- Wisconsin Lutheran College

CODES

- ACT Code: 4620
- College Board (CEEB): 1490
- D&B DUNS Number: 73841595
- Federal Employer Identification Number: 39-0806154
- Federal School Code (Title IV OPEID): 003869-00
- Carnegie Classification System: Master's Colleges & Universities: Medium Programs
- Religious Affiliation: Roman Catholic



MMU CLUBS & ORGANIZATIONS

HONOR SOCIETIES

- Alpha Kappa Delta, Epsilon Chapter (Sociology)
- Alpha Mu Gamma, Alpha Omega Chapter (Spanish/World Languages)
- Beta Beta Beta, Theta Alpha Chapter (Biology)
- Kappa Mu Epsilon (Math)
- Lambda Pi Eta, Tau Iota Chapter (Communication)
- Phi Alpha (Social Work)
- Phi Alpha Theta, Delta Omega Chapter (History)
- Psi Chi (Psychology)
- Pi Theta Epsilon, Zeta Chapter (Occupational Therapy)
- Sigma Tau Delta, Chi Epsilon Chapter (English)
- Sigma Theta Tau (Nursing)
- Theta Alpha Kappa (Theology)
- Wisconsin Alpha Chapter of the National Honor Society for Mathematics

STUDENT CLUBS AND ORGANIZATIONS

- Active Minds at Mount Mary University
- Black Student Union
- Coalition of Occupational Therapy Advocates for Diversity
- Dance Association
- Philosophical Association
- Dream team
- Empowering Voices
- Arches – The Magazine
- Hispanic Professionals of Greater Milwaukee Mount Mary Chapter
- Student Occupational Therapy Association
- Students Achieving Leadership through Spanish Activities
- Student-Athlete Advisory Committee
- Social Work Club
- American Society of Interior Design
- Student Art Therapy Association
- Asian Student Organization
- Mount Mary University Fashion Association
- Bold MKE
- Active Minds
- International Club
- MMU InterVarsity



MMU CLUBS & ORGANIZATIONS

MOUNT MARY CLUBS AND ORGANIZATION WEBSITES

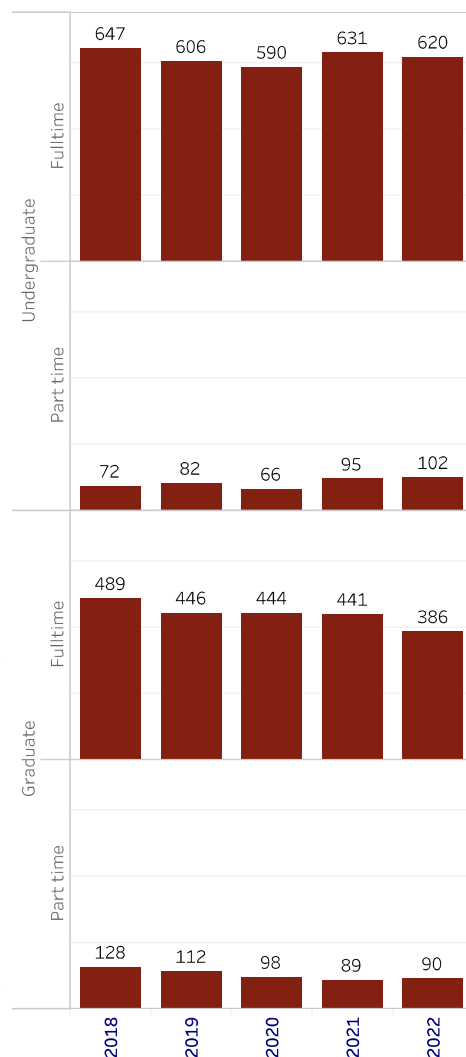
- [Blue Angels Athletics](#)
- [Campus Ministry](#)
- [Clubs and Organizations](#)
- [Student Engagement](#)
- [Student Government Association](#)



Fall 22 All Enrollment

				Continuing	New Fall 2022	Grand Total
Graduate	Female	Degree Seeking	Fulltime	224	130	354
			Part time	64	8	72
			No Status	1		1
	Non-Degree Seeking	Part time	5	3	8	
		No Status	12	2	14	
Male	Degree Seeking	Fulltime	20	12	32	
		Part time	6	3	9	
Non-Degree Seeking	Part time	1	1	2		
	No Status	1	2	3		
Undergrad..	Female	Degree Seeking	Fulltime	424	196	620
			Part time	22	5	27
	Non-Degree Seeking	Part time	2	67	69	
		No Status		11	11	
Male	Non-Degree Seeking	Part time		6	6	
Grand Total				781	446	1,227

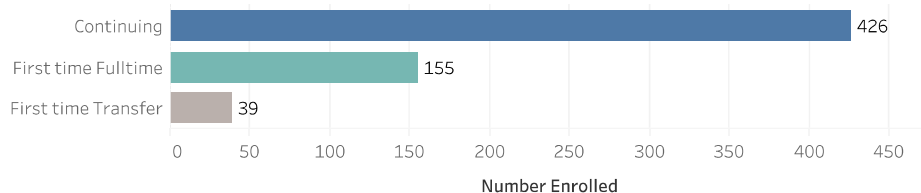
Fall Fulltime/Part time status



Graduate Fulltime Fall 22



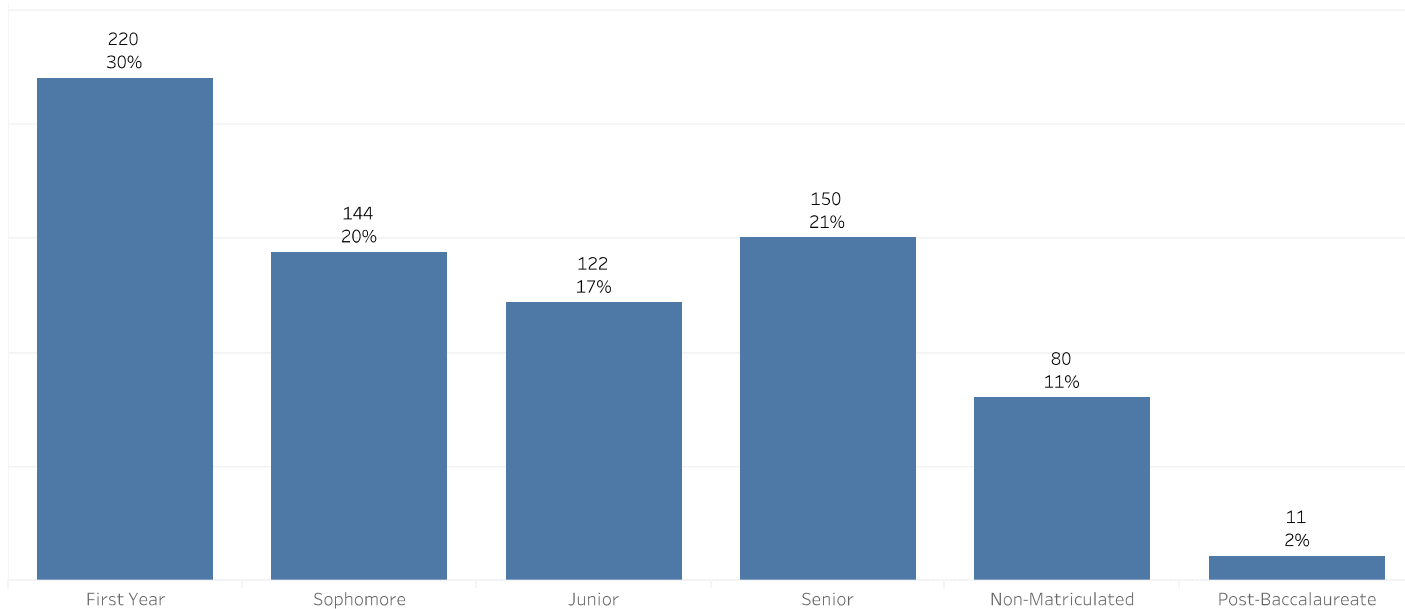
Undergraduate Fulltime Fall 2022



Entering Fall Undergraduates

	2018	2019	2020	2021	2022
First Time Full Time Fall	141	125	139	190	155
First Time Part Time Fall	3	1			
Full Time Fall Transfer	45	55	44	47	39
Part time Fall Transfer	3	7	2	2	1

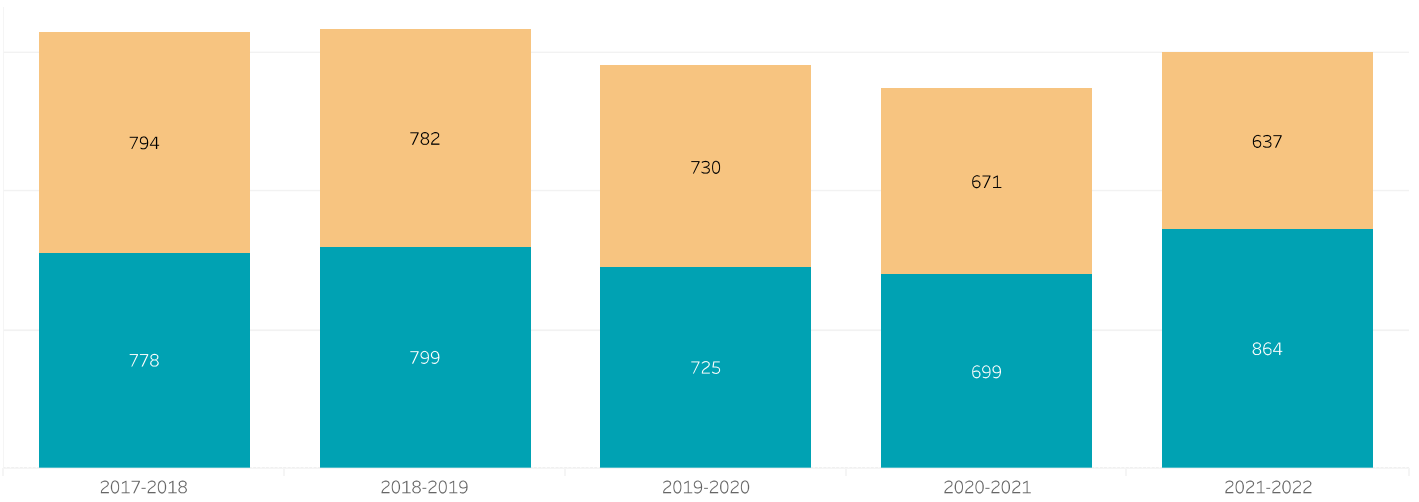
Undergraduates by Class Level Fall 2022



Academic Year Headcount, FTE, and Credit Hours

	2017-2018	2018-2019	2019-2020	2020-2021	2021-2022
Total Credit Hours	30,803	30,803	28,047	28,607	28,229
Total FTE Enrollment	1,137	1,137	1,031	1,059	1,052
Total Headcount	1,572	1,581	1,455	1,370	1,501
Graduate Credit Hours	10,474	10,515	9,455	9,622	8,967
Graduate FTE Enrollment	459	461	368	387	374
Graduate Headcount	794	782	730	671	637
Undergraduate Credit Hours	20,329	19,705	19,223	18,985	19,262
Undergraduate FTE Enrollment	678	657	641	633	642
Undergraduate Headcount	778	799	725	699	864

Unduplicated Headcount by Division



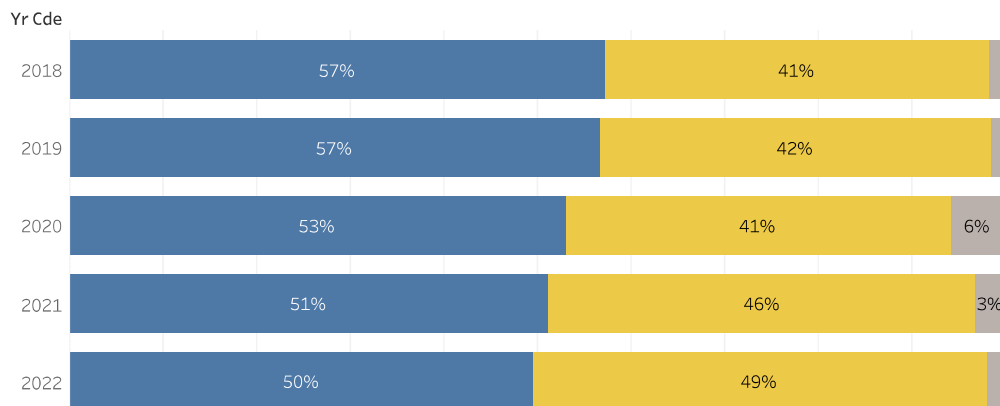
Demographics Fulltime Students

		2018	2019	2020	2021	2022
Graduate	White	381	353	347	342	301
	Two or more races	9	8	10	13	2
	Race and Ethnicity Unkno..	4	4	5	5	3
	Nonresident Alien	4	2	3	4	3
	Native Hawaiian or Other ..		1			1
	Hispanics of any race	36	32	41	37	36
	Black or African American	43	34	25	29	25
	Asian	11	11	11	11	14
	American Indian or Alaska..	1	1	2		1
Undergraduate	White	269	244	203	208	197
	Two or more races	26	28	19	30	18
	Race and Ethnicity Unkno..	2	2	46	23	6
	Nonresident Alien	9	8	5	2	8
	Native Hawaiian or Other ..	2	1	1		
	Hispanics of any race	158	163	163	194	217
	Black or African American	128	112	105	122	127
	Asian	51	45	46	51	46
	American Indian or Alaska..	2	3	2	1	1

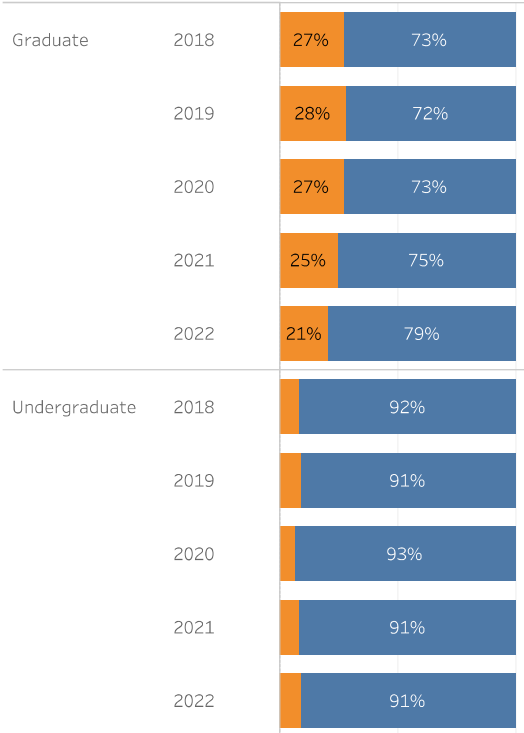
Student Demographics

- Unknown, International, Other
 - Students of Color
 - White
- Students of Color: Hispanic of Any Race, Asian, Black or African American, Native Hawaiian or Other Pacific Islander, American Indian or Alaskan Native, Two or more races

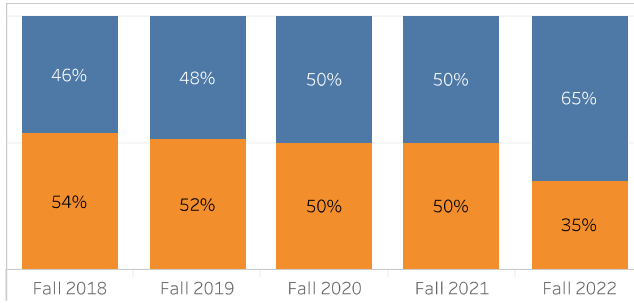
Students of Color



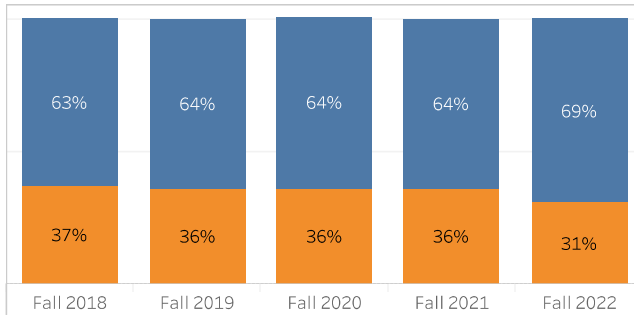
Fall Enrollment in state and out of state



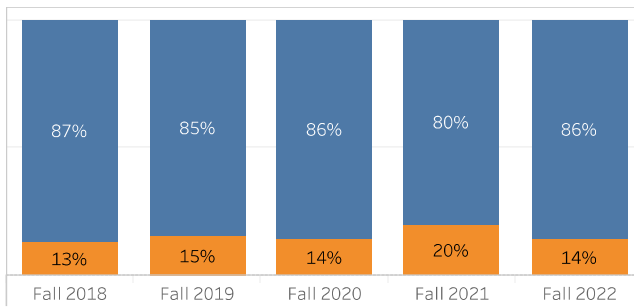
City of Milwaukee



County of Milwaukee

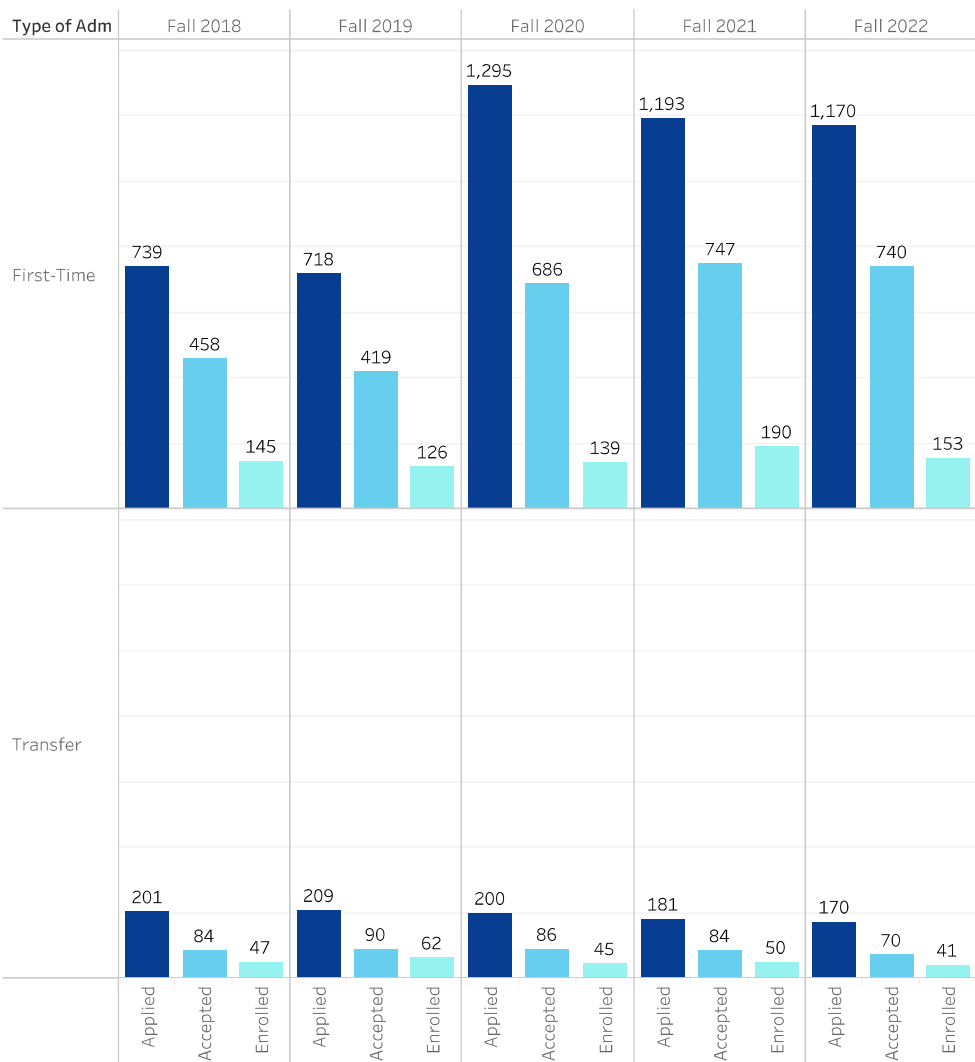


MKE 7



Undergraduate Admissions

- Applied
- Accepted
- Enrolled



Undergraduate Admission Rate

Category	Year	Admission Rate
First-Time	Fall 2018	62%
	Fall 2019	58%
	Fall 2020	53%
	Fall 2021	63%
	Fall 2022	63%
Transfer	Fall 2018	42%
	Fall 2019	43%
	Fall 2020	43%
	Fall 2021	46%
	Fall 2022	41%

As Mount Mary is currently test optional, ACT scores are not included in this report.

..

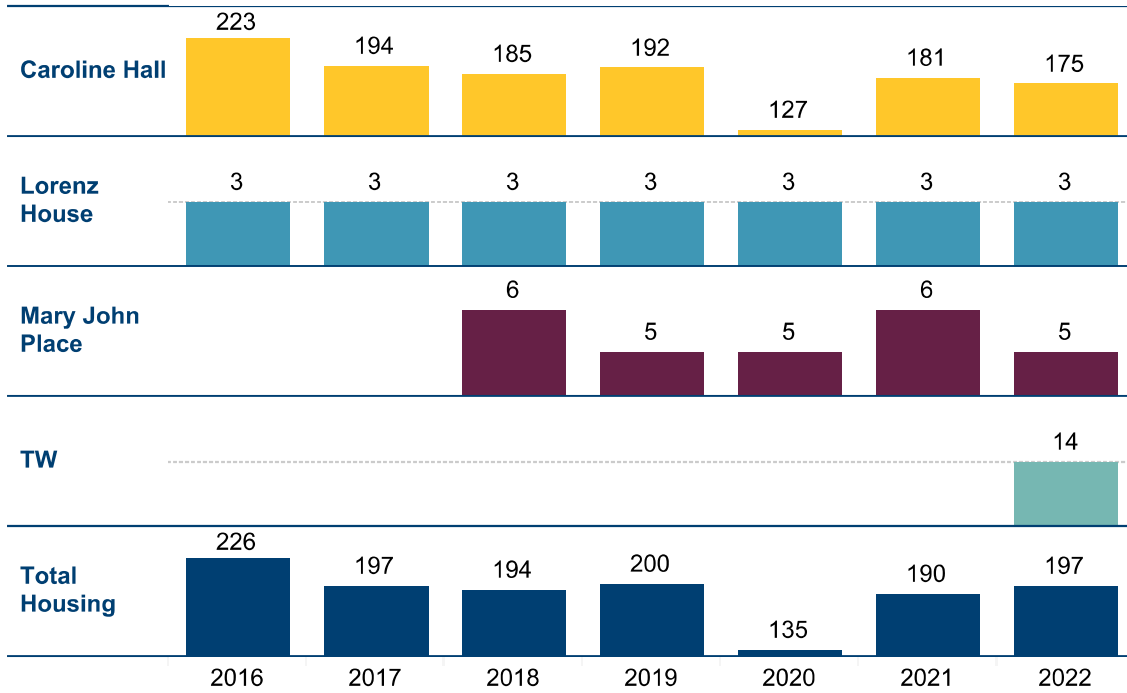
High School Rank

	2018	2019	2020	2021	2022
Top 10% H.S. Class	16%	25%	17%	14%	17%
Top 25% H.S. Class	45%	46%	39%	37%	39%
Top 50% H.S. Class	82%	90%	74%	74%	77%

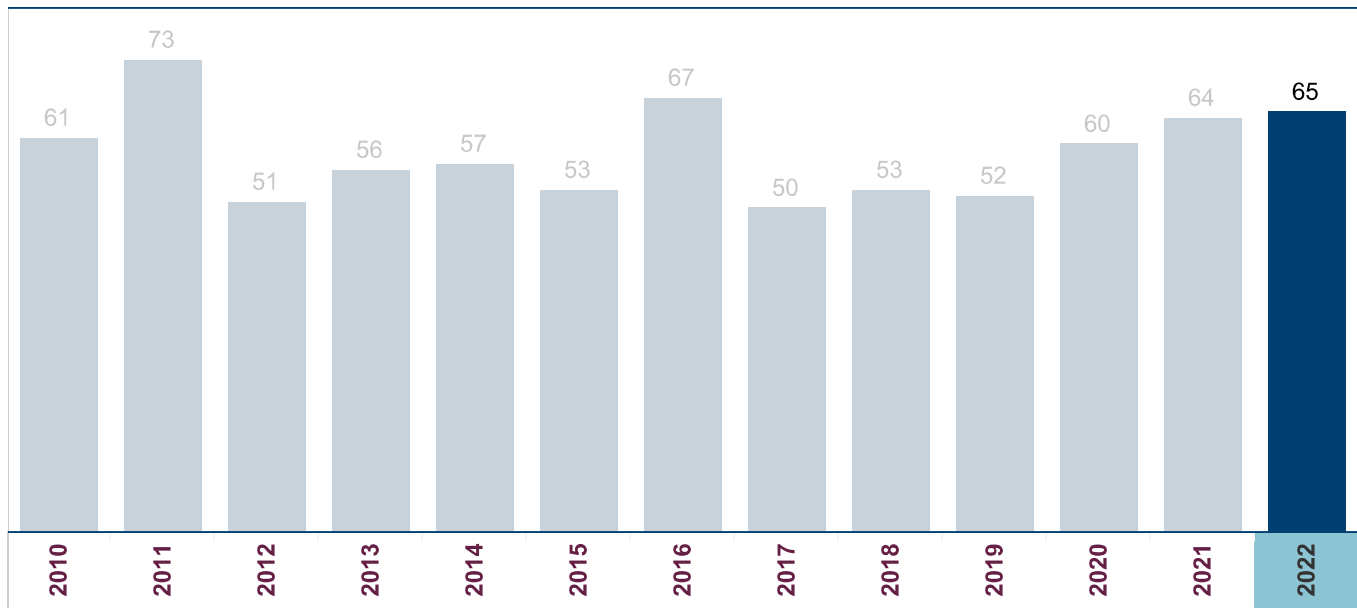
High School GPA

	2018	2019	2020	2021	2022
Average HS GPA	3.03	3.13	3.11	3.31	3.16

Campus Housing Totals (Fall Semester)



Fall Athletes (Total)





First-Time Full-Time Entering Undergraduates Retention Rates by Cohort Year

This report details the retention rates for First-Time Full-Time Degree Seeking Undergraduates (IPEDS Cohort). The tables below provide the retention rates for each starting cohort (i.e. 2020, entered MMU in Fall 2020). The bar chart provides a visual comparison of cohorts for 1st year, 2nd year, and 3rd year retention rates.

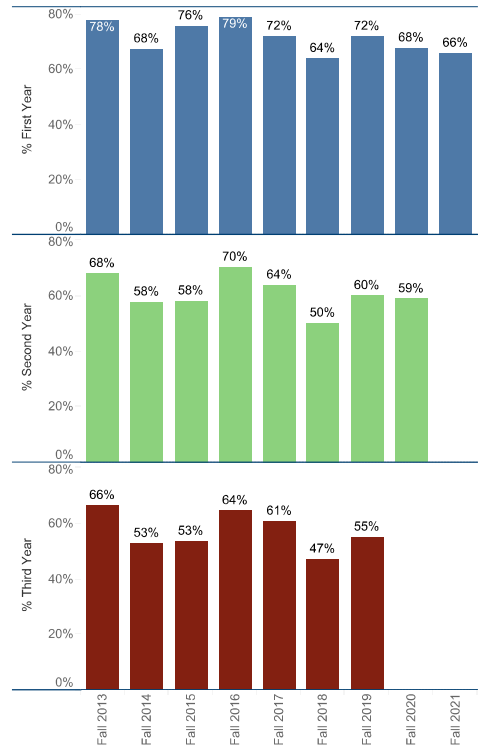
Retention by Cohort

	1st Term	1st Spring	% First Spring	1st Year Retention	% First Year
Fall 2013	113	105	93%	88	78%
Fall 2014	154	135	88%	104	68%
Fall 2015	146	132	90%	111	76%
Fall 2017	122	107	88%	88	72%
Fall 2016	118	109	92%	93	79%
Fall 2018	142	119	84%	91	64%
Fall 2019	125	107	86%	90	72%
Fall 2020	139	122	88%	94	68%
Fall 2021	190	147	77%	125	66%

Spring Retention Fall First Time Full Time Cohorts

	1st Term	1st Spring	1st Year Retention	2nd Spring	2nd Year Retention	3rd Spring	3rd Year Retention	4th Spring
Fall 2013	113	105	88	86	77	76	75	69
Fall 2014	154	135	104	96	89	83	81	79
Fall 2015	146	132	111	99	85	84	78	72
Fall 2016	118	109	93	87	83	84	76	72
Fall 2017	122	107	88	84	78	76	74	68
Fall 2018	142	119	91	81	71	68	67	59
Fall 2019	125	107	90	81	75	73	69	
Fall 2020	139	122	94	88	82			
Fall 2021	190	147	125					

1st, 2nd, and 3rd Year Retention by Cohort





First-Time Full-Time Entering Undergraduates Graduation Rates by Cohort Year

This report details the graduation rates for First-Time Full-Time Degree Seeking Undergraduates (IPEDS Cohort). The tables below provide the graduation rate for each starting cohort (i.e. 2020, entered MMU in Fall 2020). The bar chart provides a visual comparison of cohorts for 4, 6, and 8 year graduation rates.

Graduation Rate by Cohort

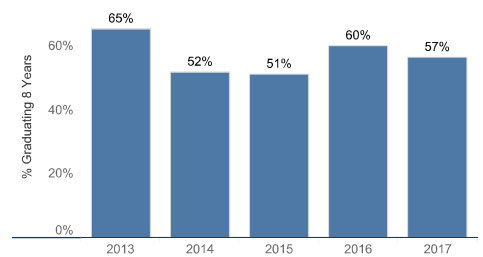
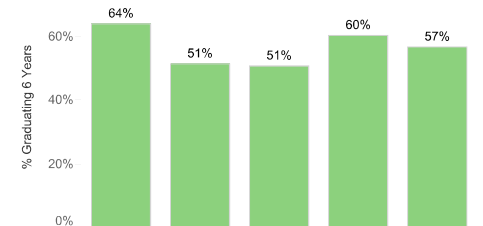
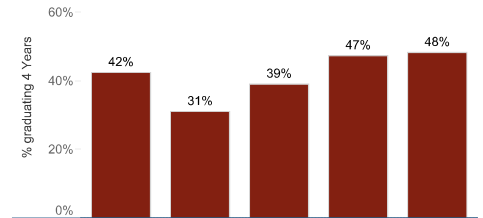
	4 Year %	5 Year %	6 Year %	8 Year %
2013	42%	58%	64%	65%
2014	31%	50%	51%	52%
2015	39%	49%	51%	51%
2016	47%	58%	60%	60%
2017	48%	57%	57%	57%
2018	32%	32%	32%	32%

Note: Graduation Numbers are within a time period. For example, the 2017 cohort is currently in their 5 year at Mount Mary. 6 Year finalized graduation rates will not be available until August 2023 when the 6 year period ends.

Number of Cohort Members Graduating

	Entering Cohort	4 Year Graduate	5 Year Graduate	6 Year Graduate	8 Year Graduate
2013	113	48	66	72	74
2014	154	48	77	79	80
2015	146	57	72	74	75
2016	118	56	69	71	71
2017	122	59	69	69	69
2018	142	46	46	46	46

Graduation Rate by Cohort



Faculty Demographics

Highest Degree Earned

		#	%
Not Terminal	Baccalaureate	1	2%
	Masters	13	22%
Terminal Degree	Doctorate	39	65%
	Masters	7	12%
Grand Total		60	100%

Rank

Title (group)	
Instructor	12%
Assistant Professor	43%
Associate Professor	27%
Professor	18%

Race/Ethnicity

Race	
Black or African American	3%
Hispanics of any race	3%
Native Hawaiian or Other ..	2%
Race and Ethnicity unkno..	3%
White	88%

Gender

Female	88%
Male	12%