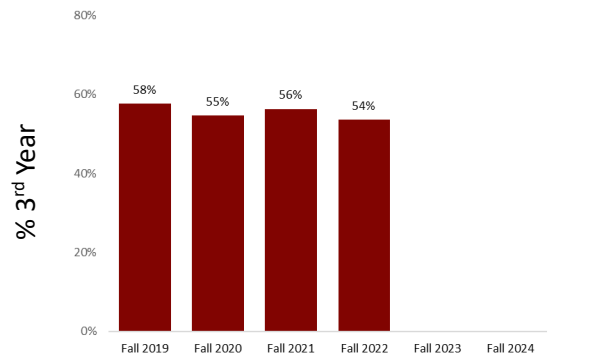
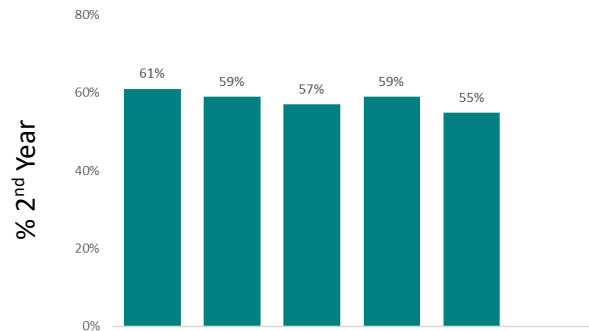
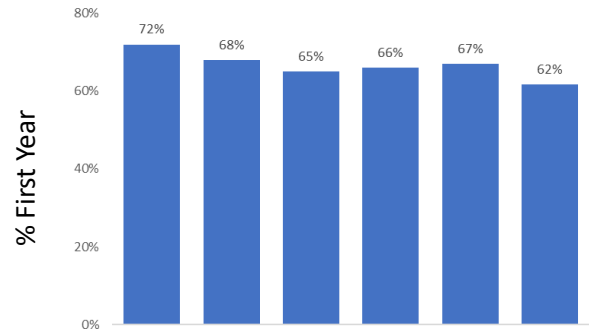


Retention Fall First Time Fulltime students (Data Source for 1st and 2nd Fall, IPEDS Fall enrollment Reporting).

Retention Fall First Time Fulltime students (Data Source for 1st and 2nd Fall, IPEDS Fall enrollment Reporting).

Term Entered	1st Fall	First Spring		1st Year (Fall to Fall Retention)	
		N	%	N	%
Fall 2019	125	108	86%	90	72%
Fall 2020	139	121	87%	94	68%
Fall 2021	190	148	78%	124	65%
Fall 2022	155	133	86%	103	66%
Fall 2023	171	150	88%	116	68%
Fall 2024	115	102	89%	71	62%

1st, 2nd, and 3rd Year Retention by Cohort*



Retention through 4th spring (4 years), First Time Fulltime students.

	1 st Fall	1 st Spr.	2 nd Year	2 nd Spr.	3 rd Year	3 rd Spr.	4 th Year	4 th Spr.
Fall 2019	125	108	90	79	74	72	72	59
Fall 2020	139	121	94	88	82	80	76	70
Fall 2021	190	148	124	120	109	108	107	94
Fall 2022	155	133	103	94	85	83	83	
Fall 2023	171	150	115	101	92			
Fall 2024	115	102	71					

Retention to 1st, 2nd, and 3rd Year by Cohort.

Cohort	1st Fall	1st Fall to 2nd Fall		1st Fall to 3rd Fall		1st Fall to 4th Fall		Graduates by end of 4th Spring	
	N	N	% graduated/retained*	N	% graduated/retained*	N	% graduated/retained*	N	%
Fall 2019	125	90	72%	76	61%	72	58%	49	39%
Fall 2020	139	94	68%	82	59%	81	58%	48	35%
Fall 2021	190	124	65%	109	57%	107	56%	69	36%
Fall 2022	155	103	66%	85	55%	83	54%		
Fall 2023	171	115	67%	92	54%				
Fall 2024	115	71	62%						

* Students who graduated prior to their 4th spring are included in the retention numbers as appropriate.